



# Descriptions of Two New Spider Species, with New Data on the Albanian Arachnofauna (Arachnida: Araneae, Opiliones, Pseudoscorpiones and Scorpiones)

*Maria Naumova*

Institute of Biodiversity and Ecosystem Research, Bulgarian Academy of Sciences, 1 Tzar Osvoboditel Blvd., 1000 Sofia, Bulgaria; E-mail: [munny@abv.bg](mailto:munny@abv.bg)

**Abstract:** Forty-five species of arachnids have been collected from 14 localities in Albania. These belong to four orders: Araneae (38 species of 19 families), Opiliones (2 species of 2 families), Pseudoscorpiones (2 species of 2 families) and Scorpiones (3 species of 2 families). From them, two new spider species are described and illustrated: *Bassaniodes blagoevi* sp. n. (male) (Thomisidae) and *Mesiotelus deltshevi* sp. n. (female) (Liocranidae). *Theridion glaucinum* Simon, 1881 is reported for the first time for the Balkan Peninsula. The families Filistatidae (Araneae) and Olpiidae (Pseudoscorpiones) are reported as new for Albania as well as six genera: Araneae: *Attulus* Simon, 1889, *Bianor* Peckham & Peckham, 1886, *Filistata* Latreille, 1810, *Silhouettella* Benoit, 1979; Pseudoscorpiones: *Calocheiridius* Beier & Turk, 1952 and *Rhacochelifer* Beier, 1932. Fourteen species are recorded for the first time for the Albanian fauna. The known numbers of species of spiders and false scorpions in Albania reach 502 and 25 species, respectively.

**Key words:** Balkans, *Bassaniodes blagoevi* sp. n. *Mesiotelus deltshevi* sp. n., new records, taxonomy.

## Introduction

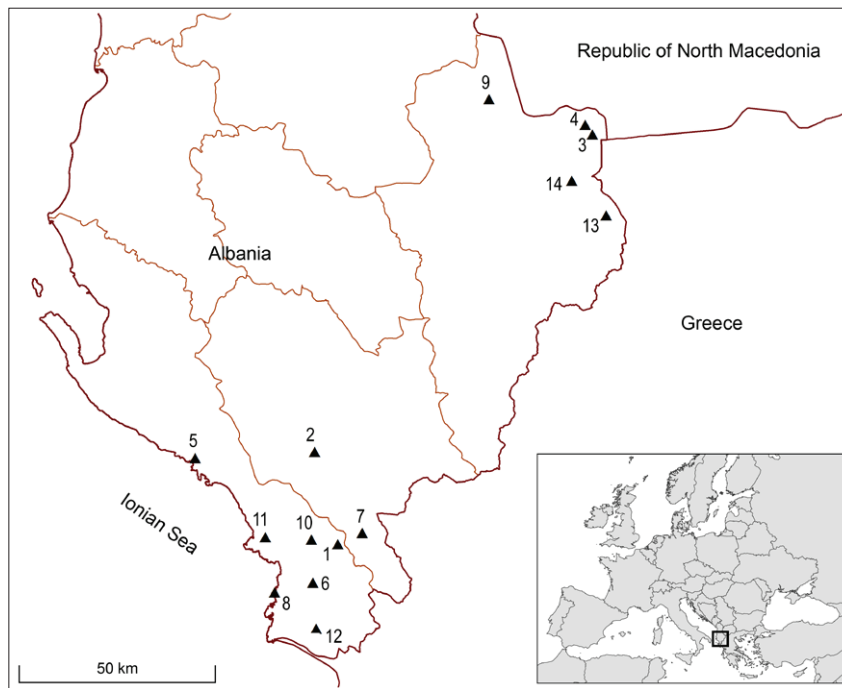
Albania is situated in the globally important Mediterranean basin biodiversity hotspot (MYERS et al. 2000, CUTTELOD et al. 2008). Faunistic data about many species of various taxonomic groups are scarce despite the recent intense studies by researchers from many countries. Specifically, the information about arachnids is scarce from both taxonomic and faunistic point of view. Until now, the number of the recorded species of arachnids of the orders considered herein is as follows: 490 spiders (BLICK 2018, NENTWIG et al. 2019), 47 harvestmen (MITOV 2000, MURÁNYI 2008, 2013, 2015, KOMPOSCH 2018), 23 false-scorpions (HARVEY 2013, CHRISTOPHORYOVÁ et al. 2017, CHRISTOPHORYOVÁ & JABLONSKI 2017) and 5 scorpions (FET et al. 2000, FET 2010, REIN 2019).

The aims of the present study are to describe two new spider species and to provide new data on the Albanian fauna of arachnids.

## Materials and Methods

The field studies were carried out between 28 September and 4 October 2018. The arachnids were sampled by handpicking in various habitats and localities (Fig. 1). For further details (districts, decimal geographical coordinates and altitude), see Table 1.

The specimens were fixed in 70% ethanol and deposited in the collection of the Institute of Biodiversity and Ecosystem Research, Bulgarian Academy of Sciences (IBER). The digital images were taken with a Lumix digital camera attached to Wild M5A stereomicroscope and prepared with Photoshop CS6 software.



**Fig. 1.** Spatial distribution of the sites in Albania, where the arachnids were collected: 1 – Bistritsa and Muzinë, 2 – Gjirokastrë and Mashkullorë, 3 – Gilloboçeni, 4 – Goricë e Madhe, 5 – Himarë, 6 – Jermë, 7 – Jorgcat, 8 – Ksamil, 9 – Memëlisht, 10 – Mesopotam, 11 – Nivicë, 12 – Shalës, 13 – Small Prespa Lake, 14 – Zvezdë.

The orders, families, genera and species are listed alphabetically. The nomenclature follows WORLD SPIDER CATALOG (2019), SCHÖNHOFER (2013), HARVEY (2002, 2013), FET et al. (2000) and KOVAŘÍK (2019). The distribution remarks are mainly after NENTWIG et al. (2019), ARACHNOLOGISCHE GESELLSCHAFT (2019), HARVEY (2013) and REIN (2019).

Abbreviations and symbols used in the text are as follow: ♂ – male(s); ♀ – female(s), j – juvenile(s), Co – coxa, db – dorsobasal, di – distal, dt – dorsoterminal, Fe – femur, Mt – metatarsus, Pa – patella, pm – promedial, pt – proterminal, rm – retromedial, sa – subadultus, Ta – tarsus, Ti – tibia, tn – tritonymph, Tr – trochanter, v – ventral, vb – ventrobasal, vt – ventroterminal, VTA – ventral tibial apophysis.

## Results

A total of 107 specimens of 45 species of arachnids were collected (Table 1). Two new spider species are recorded and described here: *Mesiotelus deltshevi* sp. n. (Liocranidae) on the basis of a female and *Bassaniodes blagoevi* sp. n. (Thomisidae) on the basis of a male. Differences between the new species and related species are discussed.

### Descriptions of new species

#### ARANEAE

#### LIOCRANIDAE SIMON, 1897

#### *Mesiotelus* Simon, 1897

#### *Mesiotelus deltshevi* sp. n.

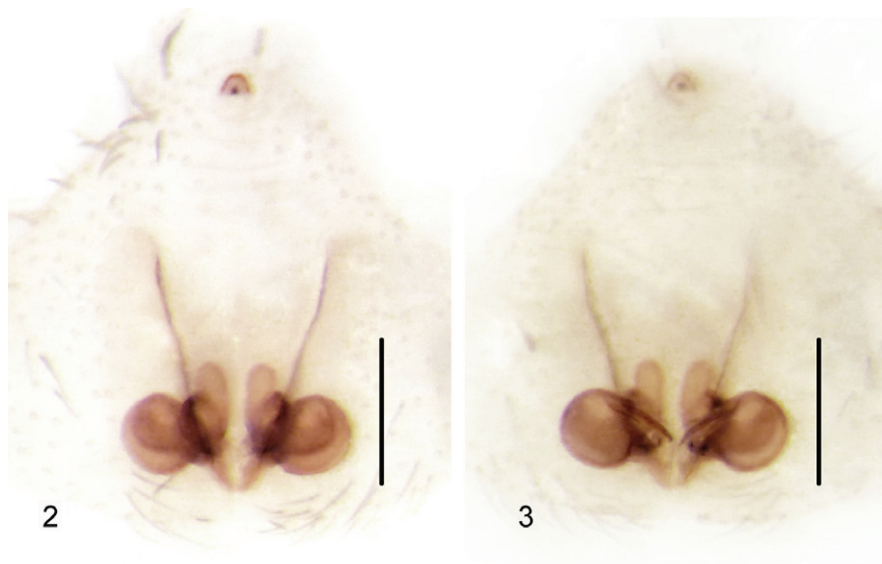
#### Figs. 2–3

**Type material:** Holotype ♀ (IBER, ALO.0001), Albania: Ohrid Lake, Memëlisht Village (Fig. 1: 9), Korçë District, N40.9445°, E20.6201°, 1008 m a.s.l., 3 October 2018, coll. M. Naumova.

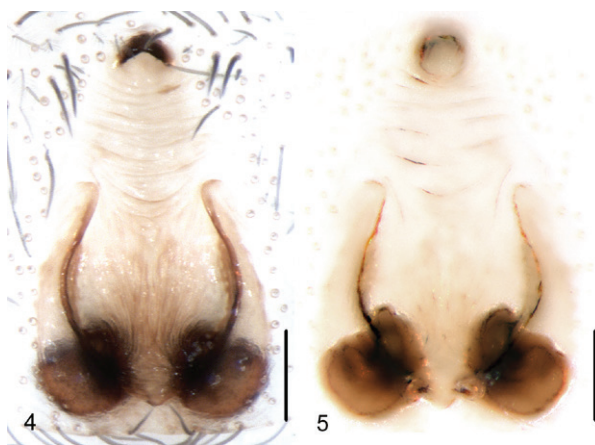
**Comparative material examined:** *Mesiotelus scopensis* Drensky, 1935, 1 ♀ (Figs. 4–5), Bulgaria: Eastern Rhodopes Mts., N41.6268°, E25.5361°, 365 m a.s.l., 14 May 2019, coll. M. Naumova.

**Etymology:** The specific name is in honour of the outstanding arachnologist and the great mentor and friend Professor Christo Deltshev. The species name is a noun in genitive case.

**Diagnosis:** In general appearance and morphology of genitalia, the new species is similar to *Mesiotelus scopensis* Drensky, 1935 described from the Republic of North Macedonia and to *Mesiotelus tenellus* (Thorell, 1875) described from Italy. It differs from these two congeners by the number of the dorsal spines of femora III and IV, which are 2 (1.1) in *M. deltshevi* vs. 3 (1.1.1) in *M. tenellus* and in *M. scopensis*. It differs also by the shape of the epigyne with sclerotised posterior part in the shape of narrow, elongated letter “V” versus rounded, amphora-type in *M. scopensis*, and almost parallel (in original descriptions; without figures) in *M. tenellus*. It differs from *M. scopensis* also by the size of the apex (hood), which is small in *M. deltshevi* and large in *M. scopensis*.



**Figs. 2–3.** *Mesiotelus deltshevi* sp. n., female: 2 – epigyne, ventral view, 3 – vulva, dorsal view. Scale bar: 0.2 mm.



**Figs. 4–5.** *Mesiotelus scopensis*, female: 4 – epigyne, ventral view, 5 – vulva, dorsal view. Scale bar: 0.1 mm.

**Description:** Female holotype (Figs. 2–3): Measurements (in mm): Total length – 4.69; cephalothorax: length – 1.91, width – 1.64; chelicerae: length – 0.94, width – 0.37; sternum: length – 1.37, width – 1.05, opisthosoma: length – 2.50, width – 1.23. Colouration: Carapax pale yellowish-brown, opisthosoma grey. Coxae and trochanters yellow, femora, patellae and tibiae with grey hairs. Sternum yellow, chelicerae reddish-brown. Legs measurements (Total/Co, Tr, Fe, Pa, Ti, Mt, Ta): I (8.68/0.86, 0.23, 2.12, 1.09, 1.95, 1.57, 0.86), II (?/0.83, 0.23, 1.72, 0.86, 1.75, 1.46, ?missing), III (6.92/0.63, 0.23, 1.57, 0.72, 1.37, 1.63, 0.77), IV (10.02/0.83, 0.23, 2.32, 0.83, 2.20, 2.52, 1.09). Legs spination: FeI – 1 db, 1 dt, 1 pt, FeII – 1 db, 1 dt, v, row of small spines, FeIII, IV – 1 db, 1 dt, TiI, II – v, many in dense rows, TiIII – no, TiI4 – 3 v, MtI, II – 2 vb, and many smaller, in dense rows, MtIII – 1 vb, 1 pm, 1

rm, 2.2.2.2.2.2 vt, 4 di, MtIV – 2.2 vb, 1.1 vt, 7 small v, many di.

Epigyne rhombic, with sclerotised posterior part in the shape of narrow, elongated letter “V”, with anterior part with couple transverse furrows and relatively small, distinct apex (hood). Receptacles globular, separated by a distance of one diameter; copulatory ducts elongated, parallel and directed forward.

**Male:** Unknown.

**Ecology:** The single specimen of this species was found in the end of September, under a stone on a treeless stream bank.

**Distribution:** Known only from the type locality.

**Remarks:** The genus *Mesiotelus* is represented by 14 species (WORLD SPIDER CATALOG 2019) distributed from the Canaries to China along the southern part of the Palaearctic Region. Seven of them occur in Europe. The taxonomic validity of the only known species from Kenya, *Mesiotelus pococki* Caporiacco, 1949 is uncertain (MARUSIK & GUSEINOV 2003). Moreover, BOSMANS et al. (2009) have stressed the necessity of a generic revision.

**THOMISIDAE SUNDEVALL, 1833**

***Bassaniodes* Pocock, 1903**

***Bassaniodes blagoevi* sp. n.**

**Figs. 6–8**

**Type material:** Holotype ♂ (IBER, ATO.0001), Albania: Mesopotam Village (Fig. 1: 10), Delvinë District, N 39.923°, E 20.1103°, 298 m a.s.l., 29 September 2018, coll. M. Naumova.

**Comparative material examined:** *Bassaniodes tristrami* (O. P.-Cambridge, 1872), 1♂ (Figs. 9–11), Greece: Menoikio Mts., Serres District,

N41.0551°, E23.7499°, 160 m a.s.l., 22 September 2000, coll. P. Beron.

**Etymology:** The specific name is in honour of the well-known Bulgarian and Canadian arachnologist and friend Professor Gergin Blagoev. The species name is a noun in genitive case.

**Diagnosis:** In general appearance, the new species is similar to *B. tristrami* and *B. lalandei* (Audouin, 1826). It differs from its congeners by the basal processus of the VTA, which is big, straight, pointed and dorsad in *B. blagoevi* vs. short- to medium-sized and dull in *B. tristrami* and *B. lalandei*, and also ventrally curved in *B. tristrami*.

**Description:** Male holotype (Figs. 4–6): Measurements (in mm): Total length – 3.91; cephalothorax: length – 2.23, width – 2.12; chelicera length – 0.73; sternum: length – 1.09, width – 0.89, opisthosoma: length – 2.00, width – 2.00. Colouration: Carapax dark brown, with small lither stripes in the central part and a yellow band between the eyes. Sternum brown, with dark margin and lighter spots. Maxillae, labium, pedipalps and coxae brown, chelicerae red-brown. Legs: femora and patellae dark brown, with irregular black spots; tibiae brown with darker basal parts; metatarsi and tarsi cream-coloured. Opisthosoma cream-coloured, dorsum with brown to dark brown transverse spots. Legs measurements: FeI – 2.40, PaI – 1.03, TiI – 1.67, MetI – 1.63, TaI – 0.86, FeII – 2.40, PaII – 1.03, TiII – 1.67, MtII – 1.62, TaII – 0.67, FeIII – 1.60, PaIII – 0.81, TiIII – 1.04, MtIII – 0.93, TaIII – 0.59,

FeIV – 1.79, PaIV – 0.76, TiIV – 1.13, MtIV – 1.01, TaIV – 0.59. Number of ventral pairs of spines of the legs: TiI – 3, TiII – 4, TiIII – 3, TiIV – 1; MtI – 5, MtII – 4, MtIII – 2, MtIV – 0.

Pedipalp with bulbus without apophyses. Tibia with ventral, intermediate and retrolateral apophyses. VTA strong, inclined sideways, with big, straight and pointed basal processus dorsad; the intermediate apophysis simple and short. Retrolateral apophysis long, apically curved and irregular bifurcated. Tutaculum rounded. Tegulum large, slightly longer than wide, without distinct apophyses, with ridge marking the embolus base. Embolus slightly bends to tutacular edge; upper part of embolus thick, narrowed at the end, apically curved and hook-like.

**Female:** Unknown.

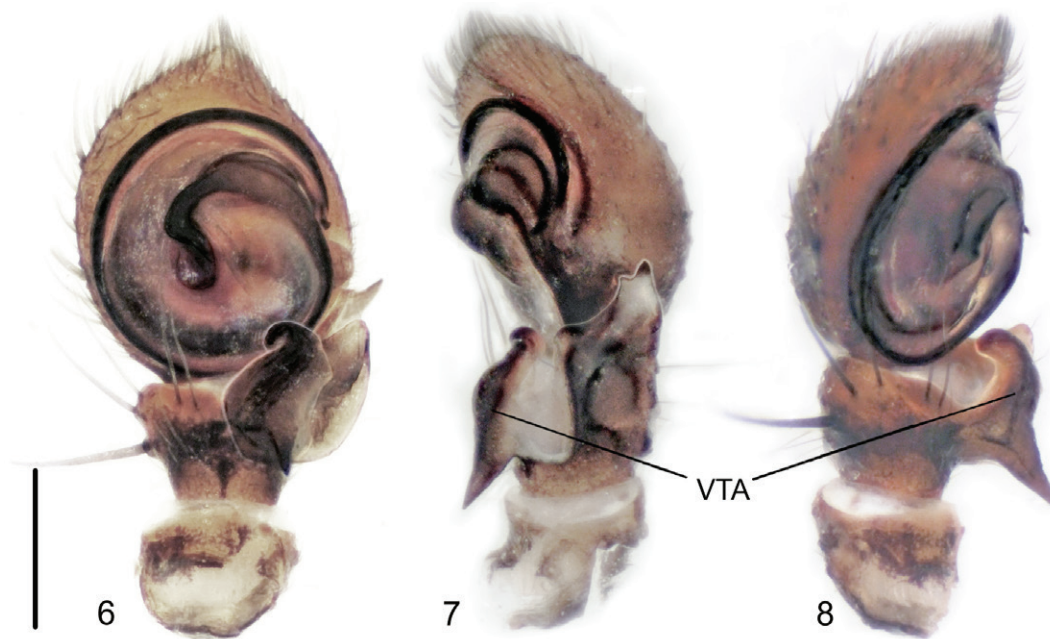
**Ecology:** In an open dry habitat with single shrubs and sparse vegetation. The single adult male was found in the end of September, under stone.

**Distribution:** Known only from the type locality.


**Remarks:** The female *Xysticus* pr. *cribratus* in DELTSHEV et al. (2011) probably is the unknown female of *B. blagoevi* according to the structure of its genitalia, which correspond well to those of *B. tristrami*, *B. cribratus*, *B. lalandei*, etc., and differs from *B. cribratus* (Deltshev, personal communication).

**Records of known species**

The collected 107 specimens of arachnids from Albania (Table 1) belonged to four orders: Araneae (38 species of 19 families), Opiliones (2 species of 2 families), Pseudoscorpiones (2 species of 2 families)



**Figs. 6–8.** *Bassaniodes blagoevi* sp. n., left male palp: 6 – ventral view; 7 – retrolateral view; 8 – prolateral view. VTA – ventral tibial apophysis. Scale bar: 0.25 mm.



**Figs. 9–11.** *Bassaniodes tristrami*, left male palp: 9 – ventral view, 10 – retrolateral view, 11 – prolateral view; VTA – ventral tibial apophysis. Scale bar: 0.25 mm.

and Scorpiones (3 species of 2 families). From them, two families, six genera and fourteen species, are new for the Albanian arachnofauna. Two spiders (*Filistata* cf. *insidiatrix* and *Philodromus* sp.) could only be identified at the generic level. All the taxa new for Albania are marked by an asterisk (\*) in Table 1.

**Remarks:** *Zygiella atrica* is a first record for Albania, but is known from many European countries.

*Filistata* cf. *insidiatrix* (Fig. 12). One immature specimen of this genus was collected south of Ksamil Village (Fig. 1: 8). Given the body size of 6 mm and the known distribution of the filistatids in Europe, the most probable identification is *F. insidiatrix*. However, this identification is tentative and should be taken with caution because of the complete absence of dark colouration on the eyes region and on the margins of the prosoma, and the scarce body hair. These traits rather correspond to the recently described *F. pygmaea* Zonstein, Marusik & Grabolle, 2018 from Portugal. This is the first report of the family Filistatidae in Albania.

*Zelotes strandi* was previously known only from Bulgaria and Turkey (Asia Minor) but evidently has a wider distribution on the Balkans and surrounding regions.

*Oedothorax agrestis* is a first record for Albania. It is frequent in many European countries.

*Silhouettella loricatea* is the first country record of the genus *Silhouettella* Benoit, 1979, and the third for the oonopid species, after *Oonops domesticus* Dalmás, 1916 (VRENOSI & HAXHIU 2008) and *Tapinesthis inermis* (Simon, 1882) (SEPPÄLÄ et al. 2018).

*Philodromus* sp. (a single female) is similar to



**Fig. 12.** *Filistata* cf. *insidiatrix*, subadult female, dorsal view. Scale-bar: 3.0 mm.

*P. buchari* Kubcova, 2004 but probably is a new species and will be described elsewhere.

*Attulus saltator* is a rare Palearctic species. The present study is the first record of the genus in Albania.

*Bianor albobimaculatus* has a wide distribution from Africa through Southern Europe, Russia, Azerbaijan, Kazakhstan, Central Asia and Pakistan to India; from the Balkans, it has been known only from Greece. The present study is the first record in Albania.

*Phlegra lineata* is known from Italy, Greece, Portugal and Republic of North Macedonia in Europe, and also from Syria and Turkey. The present study is the first record in Albania.


*Theridion glaucinum* (Figs. 13–14) has been known only from southwestern France. Its finding in Albania is unexpected and indicates a much wid-

**Table 1.** List of arachnids collected in Albania (28.IX-04.X.2018).

No	Taxa	n/sex	Village	District	Latitude	Longitude	Alt
	ARANEAE						
	Agelenidae						
1.	<i>Inermocoelotes falciger</i> (Kulczyński, 1897)	4♀	Ksamil	Saranda	N39.8008	E20.0017	18
	Araneidae						
2.	<i>Argiope bruennichi</i> (Scopoli, 1772)	1♀	Mesopotam	Delvinë	N39.9230	E20.1103	298
3.	<i>Larinioides suspicax</i> (O. P.-Cambridge, 1876)	1♀, 1sa♂	Mashkullorë	Gjirokastrë	N40.1253	E20.1175	182
4.	* <i>Zygiella atrica</i> (C. L. Koch, 1845)	2♀	Memëlisht	Korcë	N40.9391	E20.6343	764
	*Filistatidae						
5.	<i>Filistata</i> cf. <i>insidiatrix</i> (Forsskål, 1775)	1sa♀	Ksamil	Saranda	N39.7439	E19.9953	8
	Gnaphosidae						
6.	<i>Nomisia aussereri</i> (L. Koch, 1872)	1♀	Nivicë	Saranda	N39.9278	E19.9725	111
		2♀	Jorgcat	Gjirokastrë	N39.9397	E20.2617	291
		1♀	Mesopotam	Delvinë	N39.9230	E20.1103	298
		1♀	Small Prespa Lake	Korcë	N40.6724	E20.9894	868
7.	* <i>Zelotes strandi</i> (Nosek, 1905)	1♂	Mashkullorë	Gjirokastrë	N40.1253	E20.1175	182
		1♂	Ksamil	Saranda	N39.7439	E19.9953	8
	Hahniidae						
8.	<i>Hahnia nava</i> (Blackwall, 1841)	1♀	Zvezdë	Korcë	N40.7518	E20.8852	1052
	Linyphiidae						
9.	<i>Agyneta rurestris</i> (C. L. Koch, 1836)	1♀	Himarë	Himarë	N40.1076	E19.7597	64
		1♂	Small Prespa Lake	Korcë	N40.6724	E20.9894	868
10.	<i>Linyphia triangularis</i> (Clerck, 1757)	1♀	Memëlisht	Korcë	N40.9445	E20.6201	1008
		1♀	Memëlisht	Korcë	N40.9391	E20.6343	764
11.	* <i>Oedothorax agrestis</i> (Blackwall, 1853)	3♂, 1♀	Memëlisht	Korcë	N40.9445	E20.6201	1008
12.	<i>Prinerigone vagans</i> (Audouin, 1826)	1♂	Goricë e Madhe	Korcë	N40.8806	E20.9258	857
	Liocranidae						
13.	* <i>Mesiotelus deltshevi</i> sp. n.	1♀	Memëlisht	Korcë	N40.9445	E20.6201	1008
	Lycosidae						
14.	<i>Hogna radiata</i> (Latreille, 1817)	1♀	Bistritsa	Delvinë	N39.9135	E20.1889	187
		1♀	Himarë	Himarë	N40.1076	E19.7597	64
		1♀, 10 j	Goricë e Madhe	Korcë	N40.8806	E20.9258	857
	Oecobiidae						
15.	<i>Oecobius maculatus</i> Simon, 1870	1♀	Ksamil	Saranda	N39.7989	E20.008	8
16.	<i>Uroctea durandi</i> (Latreille, 1809)	1♀, 1j	Jorgcat	Gjirokastrë	N39.9397	E20.2617	291
		1 j	Memëlisht	Korcë	N40.9391	E20.6343	764
	Oonopidae						
17.	* <i>Silhouettella loricatula</i> (Roewer, 1942)	1♂, 1♀	Ksamil	Saranda	N39.7439	E19.9953	8
	Oxyopidae						
18.	<i>Oxyopes heterophthalmus</i> (Latreille, 1804)	1j	Mesopotam	Delvinë	N39.9234	E20.1090	392
	Philodromidae						
19.	<i>Philodromus</i> sp.	1♀	Memëlisht	Korcë	N40.9445	E20.6201	1008
	Pholcidae						
20.	<i>Holocnemus plucheii</i> (Scopoli, 1763)	1♀, 1j	Mesopotam	Delvinë	N39.9230	E20.1103	298
		1♂, 1♀, 1j	Gjirokastrë	Gjirokastrë	N40.1233	E20.1040	218
		1♂	Shalës	Saranda	N39.7183	E20.1267	34
		1♀, 1j	Himarë	Himarë	N40.1076	E19.7597	64
	Salticidae						
21.	* <i>Attulus saltator</i> (O. P.-Cambridge, 1868)	1♂	Mashkullorë	Gjirokastrë	N40.1253	E20.1175	182
22.	* <i>Bianor albobimaculatus</i> (Lucas, 1846)	1♂	Shalës	Saranda	N39.7183	E20.1267	34

Table 1. Continuation.

No	Taxa	n/sex	Village	District	Latitude	Longitude	Alt
23.	<i>Euophrys rufibarbis</i> (Simon, 1868)	1♂	Mesopotam	Delvinë	N39.9230	E20.1103	298
		1♀	Jorgcat	Gjirokastër	N39.9397	E20.2617	291
		2♂	Gjirokastër	Gjirokastër	N40.1233	E20.1040	218
		1♂	Ksamil	Saranda	N39.7989	E20.0008	56
		1♂	Shalës	Saranda	N39.7183	E20.1267	34
24.	<i>Menemerus semilimbatus</i> (Hahn, 1829)	1♂	Ksamil	Saranda	N39.7439	E19.9953	8
25.	<i>*Phlegra lineata</i> (C. L. Koch, 1846)	1♂	Mashkullorë	Gjirokastër	N40.1253	E20.1175	182
		1♂	Ksamil	Saranda	N39.7989	E20.0008	56
	Segestriidae						
26.	<i>Segestria bavarica</i> C. L. Koch, 1843	1sa♀	Memëlisht	Korcë	N40.9445	E20.6201	1008
	Tetragnathidae						
27.	<i>Metellina mengei</i> (Blackwall, 1869)	2♀	Memëlisht	Korcë	N40.9445	E20.6201	1008
28.	<i>Tetragnatha extensa</i> (Linnaeus, 1758)	1♀	Memëlisht	Korcë	N40.9445	E20.6201	1008
	Theridiidae						
29.	<i>Asagena phalerata</i> (Panzer, 1801)	1♂	Muzinë	Delvinë	N39.9322	E20.2075	436
30.	<i>Crustulina sticta</i> (O. P.-Cambridge, 1861)	1♂	Ksamil	Saranda	N39.7439	E19.9953	8
31.	<i>Euryopis episinoides</i> (Walckenaer, 1847)	1♀	Shalës	Saranda	N39.7183	E20.1267	34
		1sa♀	Jermë	Saranda	N39.8244	E20.1158	32
		1sa♀	Ksamil	Saranda	N39.7439	E19.9953	8
32.	<i>Steatoda bipunctata</i> (Linnaeus, 1758)	1sa♀	Goricë e Madhe	Korcë	N40.8806	E20.9258	857
33.	<i>Steatoda triangulosa</i> (Walckenaer, 1802)	1sa♀	Himarë	Himarë	N40.1076	E19.7597	64
		1j	Ksamil	Saranda	N39.7439	E19.9953	8
		1j	Jermë	Saranda	N39.8244	E20.1158	32
		1j	Shalës	Saranda	N39.7183	E20.1267	34
34.	<i>*Theridion glaucinum</i> Simon, 1881	1♀	Mesopotam	Delvinë	N39.9230	E20.1103	298
	Thomisiidae						
35.	<i>*Ozyptila balcanica</i> Deltshv, Blagoev, Komnenov & Lazarov, 2016	1♀	Gllloboçeni	Korcë	N40.8586	E20.9473	844
36.	<i>Ozyptila confluens</i> (C. L. Koch, 1845)	1♀	Shalës	Saranda	N39.7183	E20.1267	34
		1♀	Himarë	Himarë	N40.1076	E19.7597	64
		1♀	Memëlisht	Korcë	N40.9391	E20.6343	764
37.	<i>*Bassanoides blagoevi</i> sp. n.	1♂	Mesopotam	Delvinë	N39.9230	E20.1103	298
	Trachelidae						
38.	<i>*Metatrachelas rayi</i> (Simon, 1878)	1♀	Gllloboçeni	Korcë	N40.8586	E20.9473	844
	OPILIONES						
	Nemastomatidae						
39.	<i>Paranemastoma longipes</i> (Schenkel, 1947)	1♂, 3♀	Muzinë	Delvinë	N39.9322	E20.2075	436
	Phalangiidae						
40.	<i>Lacinius horridus</i> (Panzer, 1794)	1j	Nivicë	Saranda	N39.9278	E19.9725	111
	PSEUDOSCORPIONES						
	Cheliferidae						
41.	<i>*Rhacochelifer maculatus</i> (L. Koch, 1873)	1♀	Ksamil	Saranda	N39.7439	E19.9953	8
	*Olpiidae						
42.	<i>*Calocheiridius libanoticus</i> Beier, 1955	1♀	Mesopotam	Delvinë	N39.9230	E20.1103	298
		1tn	Ksamil	Saranda	N39.7989	E20.0008	56
	SCORPIONES						
	Buthidae						
43.	<i>Aegaobuthus gibbosus</i> (Brullé, 1832)	1♀, 2j	Mesopotam	Delvinë	N39.9234	E20.1090	392
		1j	Bistritsa	Delvinë	N39.9135	E20.1889	187
	Euscorpiidae						
44.	<i>Euscorpius hadzii</i> Caporiacco, 1950	1j♀	Shalës	Saranda	N39.7183	E20.1267	34
45.	<i>Euscorpius italicus</i> (Herbst, 1800)	2♂, 1♀	Muzinë	Delvinë	N39.9322	E20.2075	436



**Figs. 13–14.** *Theridion glaucinum*, female: 13 — habitus, dorsal view. Scale bar: 1.5 mm. 14 — epigyne, ventral view. Scale bar: 0.2 mm.



**Figs. 15–19.** *Paranemastoma longipes*: 15 – female habitus, lateral view. Scale bar: 2.0 mm. 16–19. Male: 16 – penis, lateral view. Scale bar: 1.0 mm, 17 – glans penis, lateral view. Scale bar: 0.05 mm, 18 – right chelicera, mesal view. Scale bar: 1.5 mm, 19 – eye tuberculum. Scale bar: 1.0 mm.

er distribution. The present study is the first record from the Balkans.

*Ozyptila balcanica* has been known from Bulgaria, Greece and Republic of North Macedonia; its presence in Albania has been expected.

*Metatrachela rayi* is the first record of the genus for the Albanian fauna and second record for the Balkans after Bulgaria.

*Paranemastoma longipes* has a known distribution within the west Balkans only (Albania, Bosnia & Herzegovina and Croatia). The specimens presented here are very close to *Paranemastoma tenue* described by HADŽI (1973) from Bosnia & Herzegovina sub *Nemastoma* (*Nemastoma*) *tenue*, according to the shape of the glans penis, the half-separated eye tuberculum, the body pattern and the shape of the male chelicerae (Figs. 15–19). At the moment, *P. tenue* is regarded as a junior synonym

of *P. longipes*, a species described from Albania (Tirana) (NOVAK 2004, SCHÖNHOFER 2013).

*Rhacochelifer maculatus* is a Mediterranean species, whose finding in Albania has been expected as it has been reported from the neighbouring Greece, Montenegro and Republic of North Macedonia. This is the first record of the genus *Rhacochelifer* Beier, 1932 from Albania. The specimen was found under bark of *Eucalyptus globulus* Labill.

*Calocheiridius libanoticus* is known from Azerbaijan, Greece, Israel, Italy, Lebanon, Malta and Turkey. Olpiidae is a new family for Albanian fauna.

*Euscorpium italicus* has a very wide distribution across the Mediterranean and is regarded as synantropic. The specimens presented herein are from natural habitats near human settlement but clearly outside of it.

## Discussion

The present study reports 45 species of arachnids from Albania. Two families, six genera and sixteen species, are reported for the first time for the Albanian fauna, including two new spider species, *Bassaniodes blagoevi* sp. n. (Thomisidae) and *Mesiotelus deltshevi* sp. n. (Liocranidae). *Theridion glaucinum* Simon, 1881 is reported for the first time for the Balkan Peninsula. The families Filistatidae (Araneae) and Oliniidae (Pseudoscorpiones) are reported as new for Albania. Six genera are also recorded for the first time in Albania; these are *Attulus* Simon, 1889, *Bianor* Peckham & Peckham, 1886, *Filistata* Latreille, 1810, *Silhouettella* Benoit, 1979, all belonging to the Araneae, as well as the Pseudoscorpiones genera *Calocheiridius* Beier & Turk, 1952 and *Rhacochelifer* Beier, 1932. The new records of species for the Albanian fauna are 14, including the two newly described species. Consequently, the known number of spiders and false scorpions reached 502 and 25 species, respectively, in Albania.

The number of the new taxa collected after this very short field trip demonstrates that the Albanian arachnofauna still needs a great attention and targeted faunistic investigations.

**Acknowledgements:** Cordial thanks to Kirill Mikhailov (Zoological Museum, Moscow State University) for the helpful recommendations and comments on an earlier draft of the manuscript.

## References

- ARACHNOLOGISCHE GESELLSCHAFT. 2019. Spinnen Forum Wiki. Opiliones. Online at <https://wiki.arages.de/index.php?title=Opiliones>, accessed on {10 August 2019}.
- BLICK T. 2018. A small collection of spiders (Arachnida: Araneae) from the River Vjosa, Albania – with an updated spider checklist of Albania. *Acta Zoologica et Botanica* 155: 213–232.
- BOSMANS R., BAERT L., BOSSELAERS J., DE KONINCK H., MAELFAIT J.-P. & VAN KEER J. 2009. Spiders of Lesbos (Greece). *Nieuwsbrief van de Belgische Arachnologische Vereniging* 24(suppl.): 1–70.
- CHRISTOPHORYOVÁ J., GRUEA D. & JABLONSKI D. 2017. First record of the genus *Lamprochernes* (Pseudoscorpiones: Chernetidae) in Albania. *Biharean Biologist* 11 (1): 62–64.
- CHRISTOPHORYOVÁ J. & JABLONSKI D. 2017. New data concerning the distribution of pseudoscorpions in Albania (Pseudoscorpiones: Chernetidae). *Natura Croatica* 26 (1): 117–122. <https://doi.org/10.20302/NC.2017.26.10>
- CUTTELOD A., GARCÍA N., ABDUL MALAK D., TEMPLE H. & KATARIYA V. 2008. The Mediterranean: a biodiversity hotspot under threat. In: VIÉ J.C., HILTON-TAYLOR C. & STUART S.N. (Eds). *The 2008 Review of The IUCN Red List of Threatened Species*. IUCN Gland, Switzerland. 13 p. [http://cmsdata.iucn.org/downloads/the\\_mediterranean\\_a\\_biodiversity\\_hotspot\\_under\\_threat\\_factsheet\\_en.pdf](http://cmsdata.iucn.org/downloads/the_mediterranean_a_biodiversity_hotspot_under_threat_factsheet_en.pdf)
- DELTSHEV C., VRENOZI B., BLAGOEV G. & LAZAROV S. 2011. Spiders of Albania – Faunistic and Zoogeographical Review (Arachnida: Araneae). *Acta Zoologica Bulgarica* 63: 125–144.
- FET V. 2010. Scorpions of Europe. *Acta Zoologica Bulgarica* 62 (1): 3–12.
- FET V., SISSOM W. D., LOWE G. & BRAUNWALDER M. E. 2000. *Catalog of the Scorpions of the World (1758–1998)*. New York Entomological Society. 690 p.
- HADŽI J. 1973. Novi taksoni suhih južin (Opilionea) v Jugoslaviji. *Razprave Slovenska Akademija Znanosti in Umetnosti, Razred za Prirodoslovne Vede, Classis IV: Historia Naturalis, Razprave Dissertationes* 16 (1): 1–120.
- HARVEY M. S. 2002. The neglected cousins: what do we know about the smaller arachnid orders? *Journal of Arachnology* 30 (2): 357–372.
- HARVEY M. S. 2013. *Pseudoscorpions of the World, version 3.0*. Western Australian Museum, Perth. Online at <http://www.museum.wa.gov.au/catalogues/pseudoscorpions>, accessed on {10 August 2019}.
- KOMPOSCH C. 2018. Harvestmen (Arachnida: Opiliones) from the Vjosa Valley in Albania. *Acta Zoologica et Botanica* 155: 233–237.
- KOVAŘÍK F. 2019. Taxonomic reassessment of the genera *Lychas*, *Mesobuthus*, and *Olivierus*, with descriptions of four new genera (Scorpiones: Buthidae). *Euscorpius* 288: 1–27.
- MARUSIK Y. M. & GUSEINOV E. F. 2003. Spiders (Arachnida: Aranei) of Azerbaijan. 1. New family and genus records. *Arthropoda Selecta* 12: 29–46.
- MITOV P. 2000. Contribution to the knowledge of the harvestmen (Arachnida: Opiliones) of Albania. *Ekologia, Bratislava* 19 (Suppl. 3): 159–169.
- MURÁNYI D. 2008. The first species of the genus *Megabunus* Meade, 1855 (Opiliones: Phalangiidae) in the Balkan region. *Opuscula Zoologica* 39: 53–63.
- MURÁNYI D. 2013. Poorly-known phalangiid harvestmen (Opiliones: Phalangioida) from the Balkans. *Opuscula Zoologica* 44 (1): 139–156.
- MURÁNYI D. 2015. First record of the genus *Graecophalangium* Roewer, 1923 (Opiliones: Phalangiidae) from Albania, with redescription of *G. militare* (C.L. Koch, 1839). *Ecologica Montenegrina* 4: 4–13.
- MYERS N., MITTERMEIER R. A., MITTERMEIER C. G., DA FONSECA G. A. B. & KENT J. 2000. Biodiversity hotspots for conservation priorities. *Nature* 403 (24): 853–858. doi: 10.1038/35002501
- NENTWIG W., BLICK T., GLOOR D., HÄNGGI A. & KROPF C. 2019. Araneae Version 8.2019. Online at <https://www.araneae.nmbe.ch> Accessed on {10 August 2019}. <https://doi.org/10.24436/1>
- NOVAK T. 2004. An overview of harvestmen (Arachnida: Opiliones) in Croatia. *Natura Croatica* 13 (3): 231–296.
- REIN J. O. 2019. The Scorpion Files (version Jun 2015). In: REIN J. O. (Ed.). *Species 2000 & ITIS Catalogue of Life, 25th March 2019* (ROSKOV Y., OWER G., ORRELL T., NICOLSON D., BAILLY N., KIRK P. M., BOURGOIN T., DEWALT R. E., DECOCK W., NIEUKERKEN E. VAN, ZARUCCHI J. & PENEV L. (Eds.). Digital resource at [www.catalogueoflife.org/col](http://www.catalogueoflife.org/col). Species 2000: Naturalis, Leiden, the Netherlands. Online at

- <https://www.ntnu.no/ub/scorpion-files/index.php>, accessed on {10 August 2019}.
- SCHÖNHOFER A. L. 2013. A taxonomic catalogue of the Dyspnoi Hansen and Sørensen, 1904 (Arachnida: Opiliones). *Zootaxa* 3679 (1): 1–68.
- SEPPÄLÄ S., HENRIQUES S., DRANEY M. L., FOORD S., GIBBONS A. T., GOMEZ L. A., KARIKO S., MALUMBRES-OLARTE J., MILNE M., VINK C. J. & CARDOSO P. 2018. Species conservation profiles of a random sample of world spiders III: Oecobiidae to Salticidae. *Biodiversity Data Journal*, 6: e27004. <https://doi.org/10.3897/BDJ.6.e27004>
- VRENOZI B. & HAXHIU I. 2008. Të dhëna mbi rendin Araneae (Klasa Arachnida) në ultrësirën prërëndimore Adriarike. *Proceedings of International Conference on Biological and Environmental Sciences*, 26–28 September 2008, Faculty of Natural Sciences, Tirana, Albania. pp. 297–301.
- WORLD SPIDER CATALOG. 2019. World Spider Catalog. Natural History Museum Bern. Version 20.5. Available from <http://wsc.nmbe.ch> Accessed on {10 August 2019}. <https://doi.org/10.24436/2>

Received: 24.08.2019  
Accepted: 08.11.2019